Healing-Targeted Drug Eluting Stent

HT SUPREME™

Drug Coated Coronary Stent System

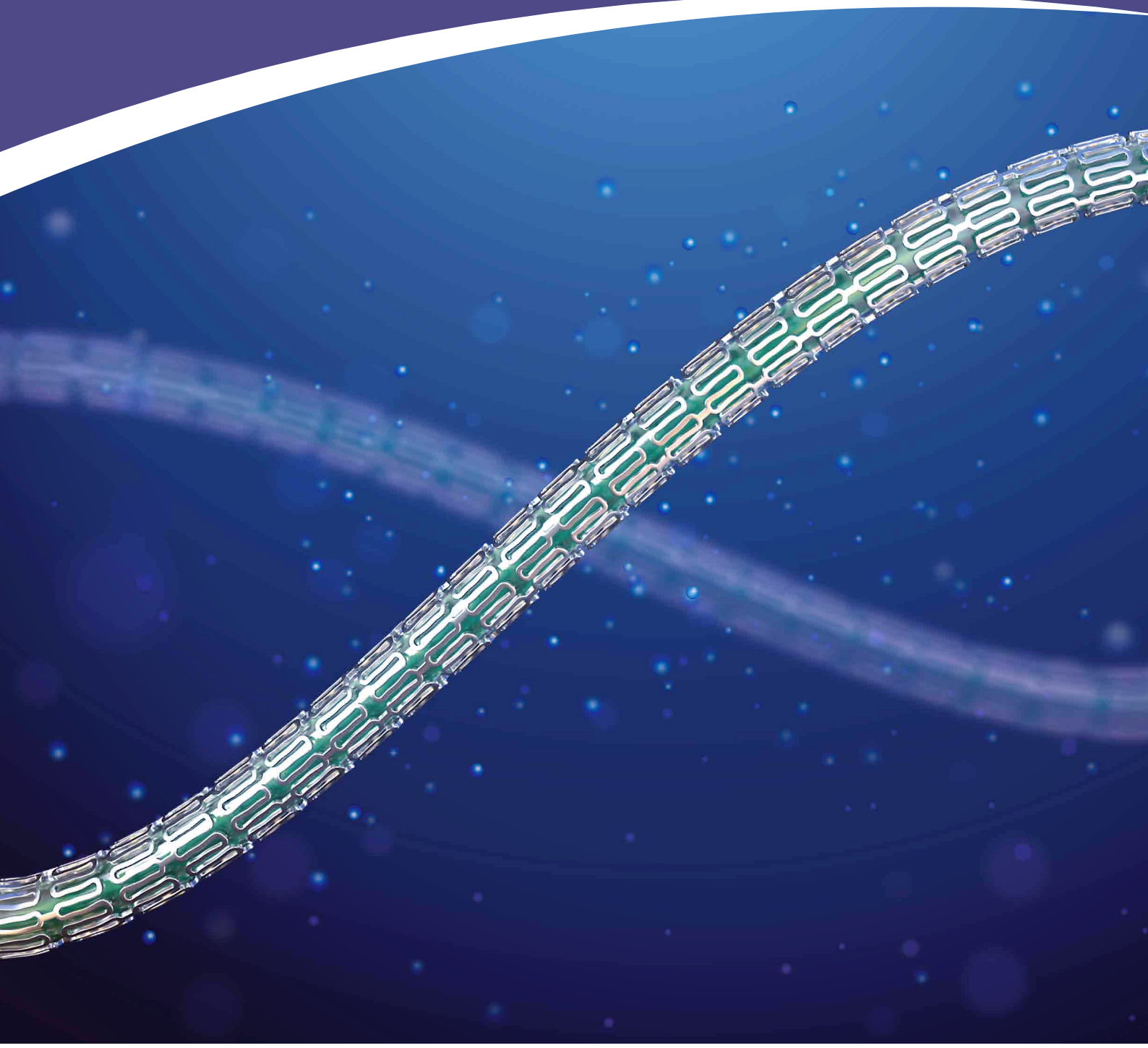

| Advanced Coating System | Safe Clinical Data | Superior Deliverability |

SINOMED
Innovation for health

HEALING-TARGETED

A new class of DES tailored for rapid healing

The HT Supreme® Drug Eluting Stent dose and kinetics were engineered for a better and faster return of healing with 90% of drug released within 28 days.

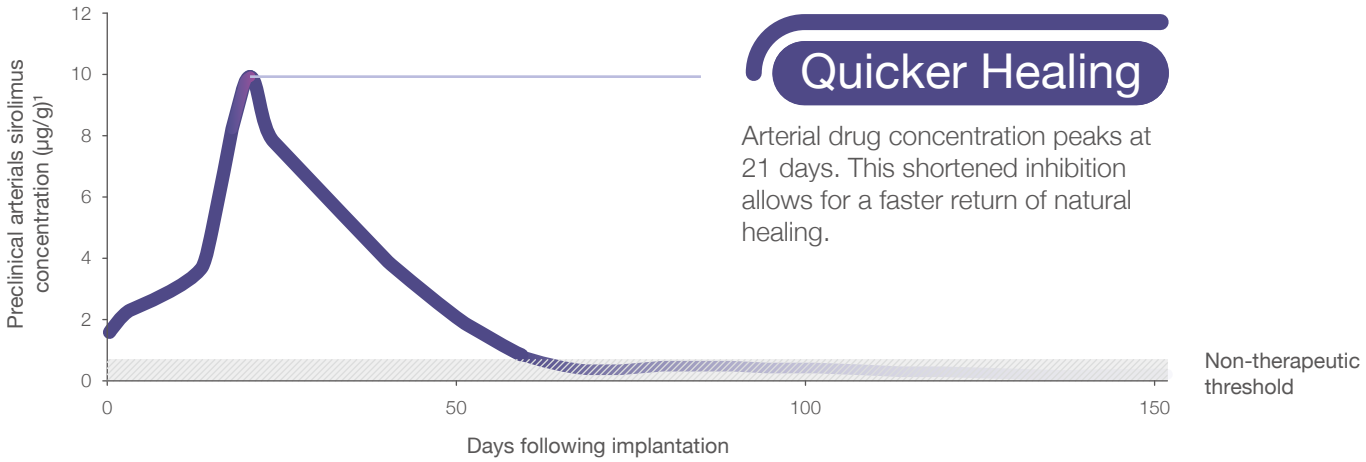

Quicker Healing

Arterial drug concentration peaks at 21 days. This shortened inhibition allows for a faster return of natural healing.

Rapid Bioabsorption

Biodegradable polymer is absorbed in less than 60 days[2] leaving an eG coated stent and allowing for faster, unhindered reendothelialization to occur.

[1] von Birgelen C. et al. First-in-man randomised comparison of the BuMA Supreme biodegradable polymer sirolimus-eluting stent versus a durable polymer zotarolimus-eluting coronary stent: the PIONEER trial. EuroIntervention. 2018 Apr 20;13(17):2026-2035.

[2] Data on file at SINOMED.

SAFETY-TARGETED

Allows a quicker return of the protective endothelial layer

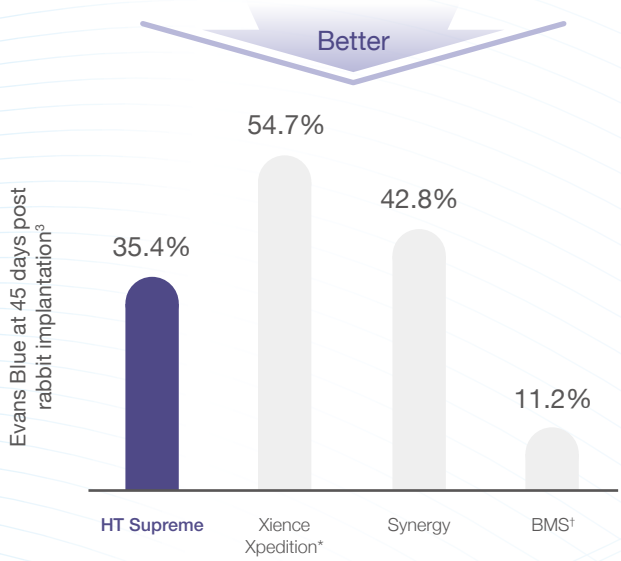

* Value is significantly higher than HT Supreme™.
† Value is significantly lower than other DES.

Functional Healing

Preclinical data showed less Evans Blue uptake, indicating healthier healing of endothelial cells and better return of functionality.

Safe Outcomes

HT Supreme demonstrated low event rates in clinical trials. Long-term results may show an advantage of the healing effect.

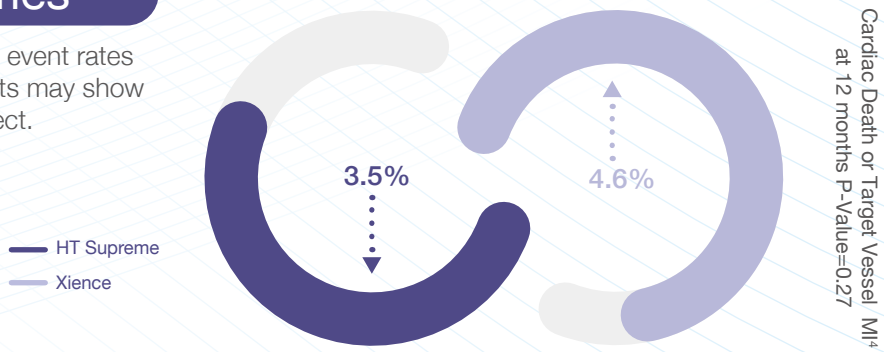

[3] Sakamoto A, et al. Cardiovasc Revasc Med. 2021; 24:1-10.
[4] Lansky, A. J., et al. Novel Supreme Drug-Eluting Stents With Early Synchronized Antiproliferative Drug Delivery to Inhibit Smooth Muscle Cell Proliferation After Drug-Eluting Stents Implantation in Coronary Artery Disease: Results of the PIONEER III Randomized Clinical Trial. Circulation, 143(22), 2143-2154.

CONSISTENCY-TARGETED

eG™ coated for stronger coating integrity and more consistent results

How eG Coating is Made?



1

Stent is submerged in a monomer solution, an electric current is applied and coating is electro-grafted to the stent.

Electric current is cycled, causing a brush-like structure of eG coating to be synthesized onto the surface of the stent.

2





3

The filament-like structure of the eG coating allows interdigitation of the PLGA coating, forming a strong bond.

Excellent Integrity

eG coating allows the polymer to have excellent coating integrity, even after tortuous-path testing and balloon expansion (seen in scanning electron microscopy[5]).

[5] Data on file at SINOMED.

DELIVERABILITY-TARGETED

Stent and delivery system designed for **excellent** deliverability

Thin strut design

Cobalt chromium stent material with thin-strut design for better outcomes.

Better metal-to-artery ratio

Stent design allows for better scaffolding and consistent drug release.

Helical connectors

Helical connectors allow for better flexibility without sacrificing stability.

Lubricious coating

Lubricious coating on the distal shaft improves deliverability for difficult lesions.

Technical Information

Stent Material	Cobalt Chromium Alloy	Strut Thickness	80 µm for 2.25-4.00 mm 90 µm for 4.50-5.00 mm
Base Layer	eG™ coating	Recommend Guiding Catheter	5F for 2.25-4.00 mm 6F for 4.50-5.00 mm
Polymer Material	PLGA	Recommend Guiding Wire	0.014”
Drug Dose	Sirolimus 1.2 µg / mm²	Delivery System Length	145 cm

Ordering Information

Diameter (mm)	Length (mm)						
	10	15	20	25	30	35	40
2.25	BMA-2.2510	BMA-2.2515	BMA-2.2520	BMA-2.2525	BMA-2.2530	-	-
2.50	BMA-2.5010	BMA-2.5015	BMA-2.5020	BMA-2.5025	BMA-2.5030	BMA-2.5035	BMA-2.5040
2.75	BMA-2.7510	BMA-2.7515	BMA-2.7520	BMA-2.7525	BMA-2.7530	BMA-2.7535	BMA-2.7540
3.00	BMA-3.0010	BMA-3.0015	BMA-3.0020	BMA-3.0025	BMA-3.0030	BMA-3.0035	BMA-3.0040
3.25	BMA-3.2510	BMA-3.2515	BMA-3.2520	BMA-3.2525	BMA-3.2530	BMA-3.2535	BMA-3.2540
3.50	BMA-3.5010	BMA-3.5015	BMA-3.5020	BMA-3.5025	BMA-3.5030	BMA-3.5035	BMA-3.5040
4.00	BMA-4.0010	BMA-4.0015	BMA-4.0020	BMA-4.0025	BMA-4.0030	BMA-4.0035	BMA-4.0040
4.50	BMA-4.5010	BMA-4.5015	BMA-4.5020	BMA-4.5025	BMA-4.5030	-	-
5.00	BMA-5.0010	BMA-5.0015	BMA-5.0020	BMA-5.0025	BMA-5.0030	-	-

Compliance Information

Pressure (atm)	Diameter (mm)								
	2.25	2.50	2.75	3.00	3.25	3.50	4.00	4.50	5.00
10	2.25	2.50	2.75	3.00	3.25	3.50	3.80	4.50	5.00
12	2.29	2.62	2.83	3.09	3.32	3.63	4.00	4.61	5.12
16	2.38	2.77	3.00	3.26	3.49	3.85	4.14	4.81	5.38
18	2.43	2.85	3.07	3.34	3.57	3.98	-	-	-

NP RBP

© SINOMED - All rights reserved.

Sino Medical Sciences Technology Inc.

2nd Floor, TEDA Biopharm Res, Building B #5
4th St, TEDA
Tianjin, China
T: +86 022 5986 2900
F: +86 022 5986 2904
www.sinomed.com

SINOMED B.V

Wilhelminakade 173, 3072AP Rotterdam
The Netherlands
T: +31 10 307 6295
F: +31 10 307 6296
E: globalbusiness@sinomed.com

SINOMED
Innovation for health

GB-22720-01 Rev.01

Not approved for sale or commercial distribution in the United States.